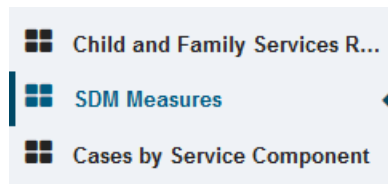


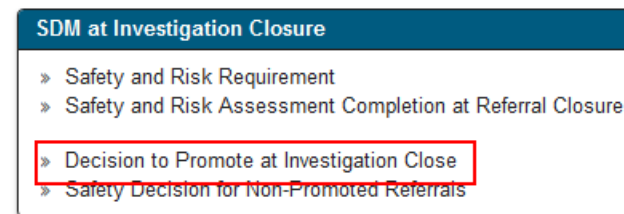
## USING SAFEMEASURES® TO TRACK PROMOTION DECISIONS

Investigations with a high or very high risk level that were not promoted to a case can be identified through use of SafeMeasures®. The SafeMeasures report "Decision to Promote at Investigations Close" can be found on the SDM® menu.


After logging into SafeMeasures, select "SDM Measures" from the menu selector on the left side of the menu.



In the section labeled "SDM at Investigation Closure," click on the link for the report "Decision to Promote at Investigation Close."



This report opens to a view of the promotion decision from CWS/CMS alongside the risk level.



### Decision to Promote at Investigation Close

Includes: All investigations with a completed SDM risk assessment close... More...

Casey Foshay Contact Us Log out

County: All Counties

---

←

»

%

🕒

⌵

☰

☆

+

🔍 Search

📖

? Help

---

Timeframe: February, 2019


Risk Level ▼

📄 🖨️

---

Risk Level	Promoted		Closed		In Case		No Decision		Total	
Low	34	1.2%	2,847	96.6%	60	2.0%	5	0.2%	2,946	100.0%
Moderate	227	3.6%	5,881	93.8%	146	2.3%	19	0.3%	6,273	100.0%
High	982	29.4%	2,070	61.9%	285	8.5%	7	0.2%	3,344	100.0%
Very high	456	45.9%	330	33.2%	208	20.9%	0	0.0%	994	100.0%
Total	1,699	12.5%	11,128	82.1%	699	5.2%	31	0.2%	13,557	100.0%

---

 SafeMeasures

Extract Date: 03/14/2019 🔄 📄 ⚙️

Using the subset, you can limit the display to the desired safety decisions. To do this, click on the subset selector, and then click the drop-down and select "Safety Decision."

The screenshot shows a data analysis interface with the following components:

- Timeframe:** February, 2019
- Risk Level Filter:** A dropdown menu currently set to 'Risk Level'.
- Risk Level Table:**

Risk Level	Promoted
Low	34   1.2%
Moderate	227   3.6%
High	982   29.4%
Very high	456   45.9%
<b>Total</b>	<b>1,699   12.5%</b>
- Subsets Dropdown:** A menu with the following options: None, Risk Level, **Safety Decision** (highlighted), Substantiation, Referral Ethnicity.
- Summary Table:**

No Decision	Total
5   0.2%	2,946   100.0%
19   0.3%	6,273   100.0%
7   0.2%	3,344   100.0%
0   0.0%	994   100.0%
<b>31   0.2%</b>	<b>13,557   100.0%</b>

Select the desired safety decision. You can hold down the control button to select multiple decisions. Then click on "Subset" on the lower left of the drop-down menu.

This screenshot shows the 'Subsets' dropdown menu expanded to show the following options:

- Safety Decision
- Safe
- Conditionally safe** (highlighted)
- Unsafe** (highlighted)
- Missing assessment
- Not required

At the bottom of the dropdown menu, there are two buttons: **Subset** and **Cancel**.

The report is now limited to the selected safety decisions.

Timeframe: February, 2019  
 Subset: Safety Decision: Conditionally safe, Unsafe

Risk Level

Risk Level	Promoted		Closed		In Case		No Decision		Total	
Low	23	15.1%	123	80.9%	6	3.9%	0	0.0%	152	100.0%
Moderate	164	26.1%	439	69.9%	25	4.0%	0	0.0%	628	100.0%
High	660	71.3%	187	20.2%	79	8.5%	0	0.0%	926	100.0%
Very high	362	78.0%	31	6.7%	71	15.3%	0	0.0%	464	100.0%
Total	1,209	55.7%	780	35.9%	181	8.3%	0	0.0%	2,170	100.0%

You can now click on the number in a cell to produce a list of referrals for review. The referrals that will need review are any that were closed but had a high or very high risk level.

When reviewing these referrals, you may want to consider the following:

- Were any high- or very high-risk referrals closed with a safety decision of “Safe with a Plan” or “Unsafe”? If yes, what might be influencing this decision?
- Does the stated rationale for closing a referral at the end of the investigation support the decision and align with county policy regarding case promotion?
- Did you see evidence of worker efforts to engage the household in considering either voluntary or community services?
- Are there trends by risk items (related to community or household characteristics) that can inform the need to consider providing resources for particular services?